



FOODIE APP USER MODE



WAG™

Web App Generator™

Democratizing Application Development™



Table of Contents

User Mode.....	3
----------------	---

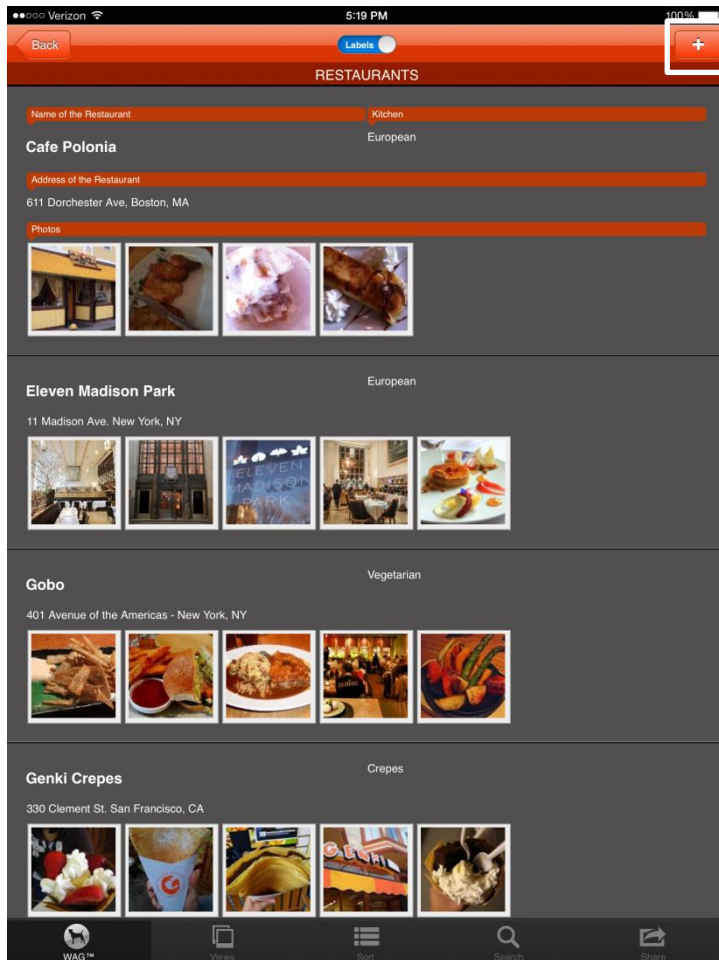


❖ User Mode

Foodie

The following pages will show you how to quickly get started using this app, and demo some features that WAG™ offers you to add to any of your apps. This app allows users to reserve tables at their favorite restaurants. On the flipside, restaurant owners can fully manage their customers' reservations from this app in real time, and in their own view (invisible to the public).

1. A restaurant owner would like to add his restaurant so he clicks the + sign at the top right hand corner.





2. Then the Restaurant Owner enters all the information on his iPad, such as Location, Name of the Restaurant, Description, and Contact Number.

This screenshot shows the 'Restaurant' form on an iPad. The form is titled 'Restaurant' and has a 'Photos' button at the top. Below this, there are several input fields: 'Location', 'Name of the Restaurant', 'Address of the Restaurant', 'Parking' (a toggle switch currently set to 'No'), 'Description', 'Kitchen' (a dropdown menu currently showing 'Select...'), 'Contact Person' (pre-filled with 'Greg Le'), and 'Contact Number'. At the bottom of the form is a large orange 'Submit' button. The status bar at the top shows 'Verizon', '5:20 PM', and '100%' battery.



This screenshot shows the same 'Restaurant' form on an iPad, but with example data entered into the fields. The 'Location' is 'San Francisco', 'Name of the Restaurant' is 'Greens', 'Address of the Restaurant' is '8210 Fort Mason Ave. San Francisco, CA', 'Parking' is now a toggle switch set to 'Yes', 'Description' is 'Fresh vegan food with a view!', 'Kitchen' is a dropdown menu showing 'Vegetarian', 'Contact Person' is 'Greg Le', and 'Contact Number' is '4157716709'. The 'Submit' button remains at the bottom. The status bar at the top is identical to the first screenshot.

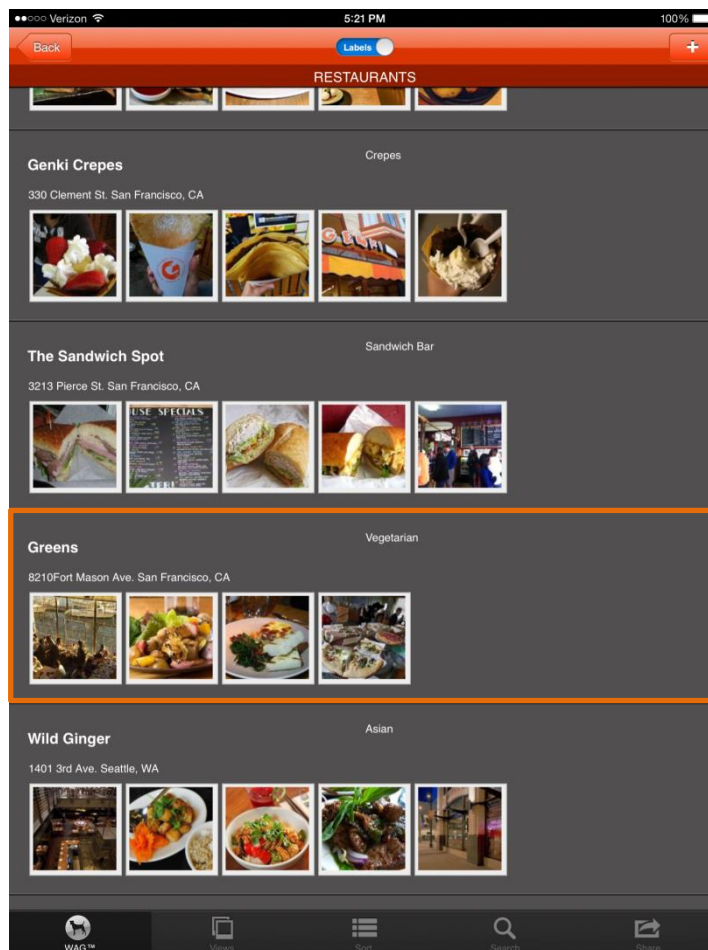


- The Restaurant Owner is now awaiting approval from the App Owner. Shortly after, the App Owner approves it for the public to see.

New Restaurant		New	Views	Exp
Search by Approved		Go	Advanced Search	↻
Name of the Restaurant	Approved			
Greens	No			
VaDeVi	Yes			
Eleven Madison Park	Yes			
Genki Crepes	Yes			
The Sandwich Spot	Yes			
Cafe Polonia	Yes			
Wild Ginger	Yes			
Gobo	Yes			

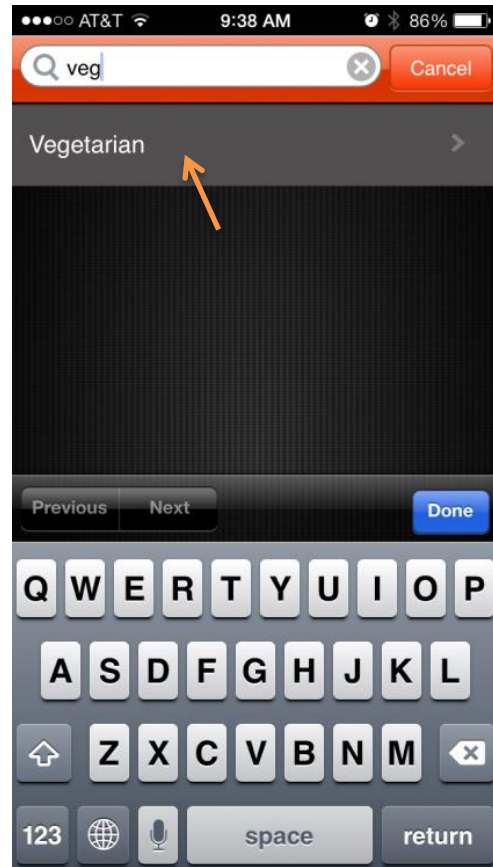
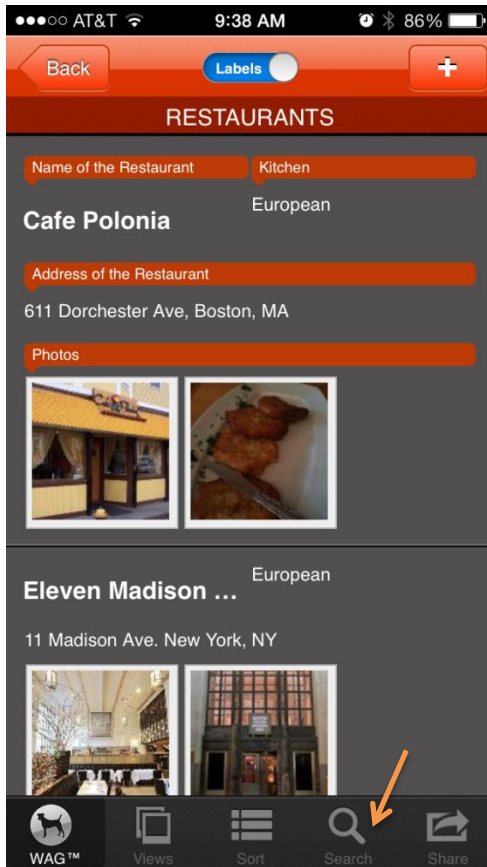
View Application on: [Mobile](#) | [Classic](#)

- Within seconds after approval, Greens is listed!





1. A user downloads Foodie to make a reservation at a restaurant. He then clicks Search to find some vegetarian food.





2. He's then presented with the search results, and finds a restaurant named Greens. He clicks on the restaurant to get more info, then Reservation, and the + button to add a reservation.

